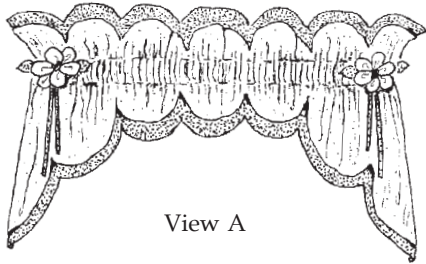


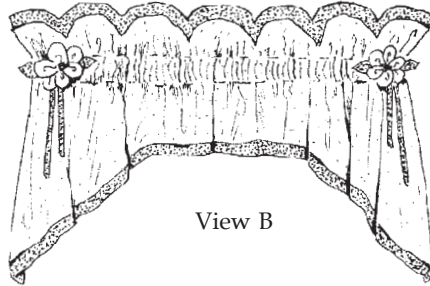
Petal Valance

9224

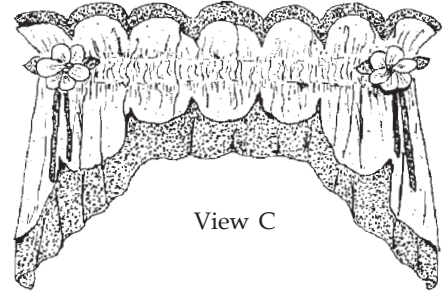
This creation is actually two pieces of lined, shaped fabric stacked on top of each other (one smaller than the other) and joined only at the rod pocket. Several different looks may be achieved by mixing the two shapes. This is a beautiful and easy way to use a contrast fabric, giving the illusion of a complicated banding. With **View A**, the middle scallops finish 15" deep, jabots 30" with a 2 1/2" continental rod in the center. **View B**, with the straight bottom hangs 12" deep from the top of the rod, jabots 25 1/2". **View C** has the straight bottom at the rear and the scallop bottom in front.



View A



View B



View C

Fabric Suggestions: Light to medium weight crisp fabrics are best. Slightly bulky fabrics will work, but stay away from droopy heavy fabrics. If your fabric is lightweight and soft, use an iron-on interfacing to give it more body.

Photo Cover: Fabrics by **Carole Fabrics®** (www.carolefabrics.com)

Front fabric: **French Knot**, color **Lemon**

Rear fabric: **Lolita**, color: **Lemon**

Accent fabric (leaves and stems): **Spinet**, color: **Berry**

YARDAGE

Each jabot has two top scallops that covers 10" to 14" of rod space (this includes returns) Decide how many middle scallops you need for your window. Each one will cover 5" to 7" of rod space.

View A has rear and front, scallop bottoms

View B has rear and front, straight bottoms

View C has rear, straight bottom and front, scallop bottoms

With so many different fabric widths and repeats available today, we find it works best if we give you the actual pattern sizes so you can determine how they will fit on your fabric.

Rear Jabot with scallop bottom 27" wide x 31" deep
 Rear Scallop with scallop bottom 14" wide x 17" deep

Front Jabot with scallop bottom 27" wide x 28" deep
 Front Scallop with scallop bottom 14" wide x 14" deep

Rear Jabot with straight bottom 27" wide x 33" deep
 Rear Scallop with straight bottom 14" wide x 19" deep

Front Jabot with straight bottom 27" wide x 30" deep
 Front Scallop with straight bottom 14" wide x 16" deep



FAY9224+1

The rear jabots should be self lined. Everything else can be lined with a regular drapery lining.

Flowerets: If they are to be made from the same fabric as valance, scraps can be used. No additional fabric will be needed.

Petal fabric: 1/4 yard will do one floweret, 3/8 yard will do two.

Leaf and Stem fabric: 1/4 yard will do two flowerets.