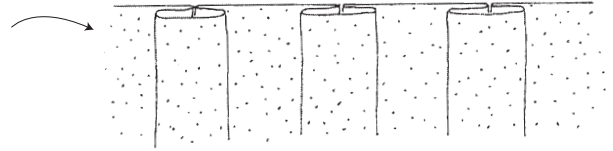


## TIP OF THE MONTH DECEMBER 2010

### DRAPERY PLEAT STYLES

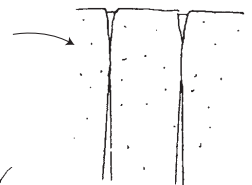
**Bohemian Pleat** - The same as a Euro Pleat. Other names sometimes used are: Brisby Pleat, Upside Down Pleat, and Parisian Pleat.

**Box Pleat** - Evenly spaced flat pleats that are formed on the front of the fabric.

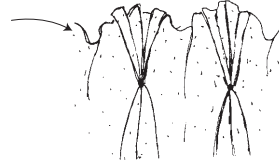


**Brisby Pleat** - The same as a Euro Pleat. Other names sometimes used are: Upside Down Pleat, Parisian Pleat, and Bohemian Pleat.

**Convertible Box Pleat** - An inverted box pleat used in draperies, where as the top 2" is left open. Buckrum is not used.



**Convertible Pinch Pleat** - A drapery pinch pleat for which the top 2" or 3" is left open. The top of the pleat will flare. Buckrum is not used.

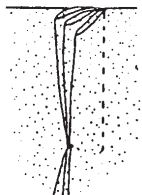
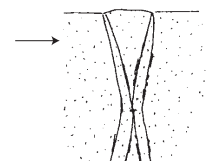


**Dual Heading** - A drapery with two headings, one stacked on top of the other. The top layer is usually 2" higher. Different fabrics are used. These dual headings are then pleated as one.

**Euro Pleat** - A free flowing drapery pleat with optional crinoline and a minimum amount of tacking.

**Flare Pleats** - Floppy pleats at the top of a curtain made without the benefit of crinoline. These pleats can be a variety of styles. They need to be supported to the rod with decorative clips or rings.

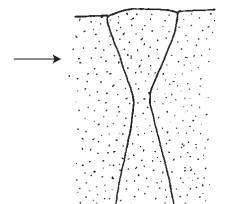
**Flip Box Pleat** - A drapery pleat. These box pleats are flat at the top. At the bottom of the pleat, the fold edges flip to meet at the center. Hand tack through all thickness.



**French Pleat** (also called Pinch Pleat) - A three-fold pleat most often used in draperies.

**Goblet Pleat** - A drapery pleat that is stitched the same as a French pleat except the top is left open and stuffed with padding.

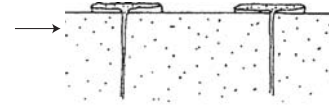
**Hourglass Pleat** - A drapery pleat that is rolled inward at the bottom but spreads out at the top. The front face remains smooth.



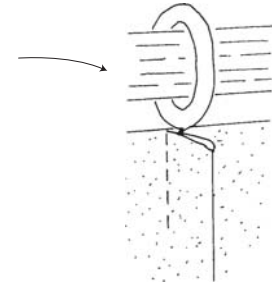


← **Inverted Pinch Pleat** - A drapery pinch pleat made to the front. The fabric at each side is then pulled forward to “hug” the pleat. The pleat then looks “sunken”.

**Inverted Box Pleat** - A flat pleat that is folded to the backside of the fabric.

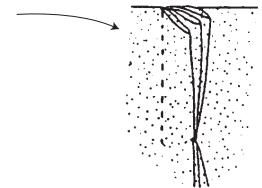


**Knife Pleat** - A drapery pleat that has one vertical fold, stitched once. This pleat can be 1” or up to 5”. It can sew to the front side or to the back.

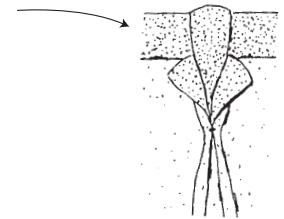


**Parisian Pleat** - The same as a Euro Pleat. Other names sometimes are: Upside Down Pleat, Brisby Pleat, and Bohemian Pleat.

**Pinch Pleat (also called French Pleat)** - A three-fold pleat most often used in draperies.



**Raised Tulip Pleat** - A drapery with a dual heading. A split goblet pleat is used for the second layer.



**Upside Down Pleat** - The same as a Euro Pleat. Other names sometimes used are: Brisby Pleat, Parisian Pleat, and Bohemian Pleat.